



What can be done?

- Develop and implement erosion prevention and sediment control programs.
- Cover bare soil before it rains. Use mulch, erosion control blankets and other materials.
- Use native plants in landscaping and best management practices to reduce the amount of water running off your property.
- Use sediment control techniques to capture sediment before it leaves construction sites.
- Retain native trees and brush cover.
- Avoid construction during heavy rains
- Learn more about erosion prevention and sediment control methods.



Regional Partners for Erosion Prevention and Sediment Control in the Bear Creek Valley

- Cities of Medford, Ashland, Phoenix, Talent, and Central Point
- Jackson County
- Rogue Valley Sewer Services (formerly BCVSA)
- Rogue Valley Council of Governments
- Federal and State Land Management and Conservation Agencies



Erosion Prevention and Sediment Control



Can Dirt Really Hurt?



Impacts of Erosion and Sedimentation

What is Soil Erosion?

Erosion is a natural process in which soil particles are displaced by the action of wind or water. Erosion becomes a problem when human activities accelerate the process of erosion.



What is Erosion Prevention and Sediment Control?

Erosion prevention is any practice that protects the soil surface and prevents soil particles from being detached by rainfall or wind. Erosion prevention treats the soil as a valuable resource.

Sediment control is any practice that traps soil particles after they have been detached and moved by wind or water.

Human Influences on Erosion

Soil erosion is a natural process that averages 0.2 tons per acre.

The loss rate is accelerated to 0.5 tons per acre for managed forests.

The loss rate is 1.5 to 20 tons per acre for pasture and cultivated lands.

The loss rate is 150 to 200 tons per acre for unprotected construction sites.



Impacts of Erosion

Impacts of erosion and sedimentation:

- water quality degradation
- flooding
- loss of topsoil
- habitat loss
- Private property damage
- loss of drainage capacity and damage to infrastructure



Example of an Erosion Prevention and Sediment Control Plan

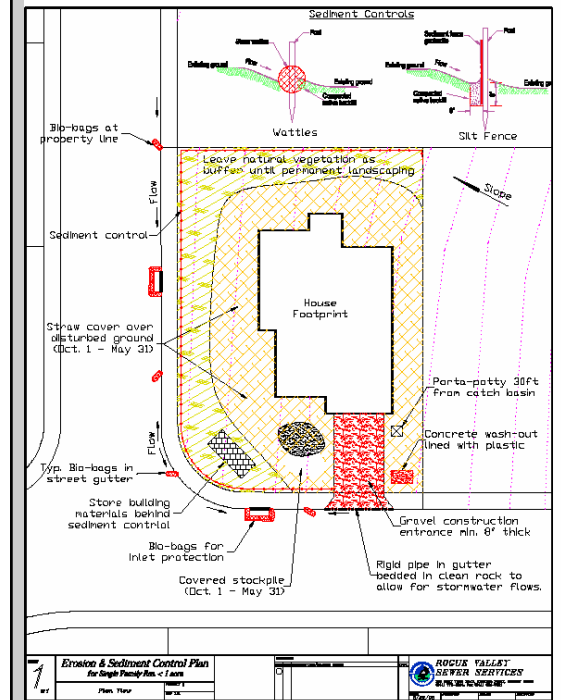


Image courtesy of RVS

For more information contact:

Rogue Valley Sewer Services
138 W. Vilas Road
Central Point, OR. 97502
www.rvss.us

Local Public Works or Planning Departments

Ashland - 488-5587 or 488-5305

Medford - 774-2100 or 774-2380

Phoenix - 535-2226 or 535-2050

Talent - 535-3828 or 535-7401

Central Point - 664-7602 or 664-3324

Jackson County - 774-8183 or 774-6900

RVCOG - 664-6674